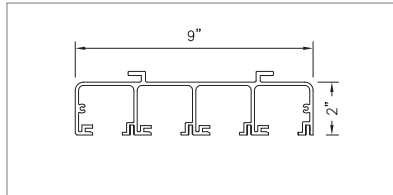

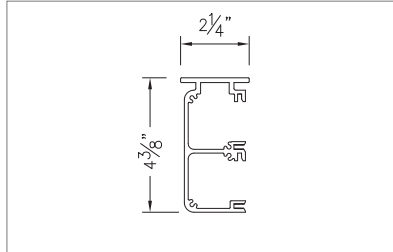


Available in various compartment configurations, the Wireway Series can be fabricated in lengths up to 20 feet with custom factory fabricated pattern couplers to suit field conditions


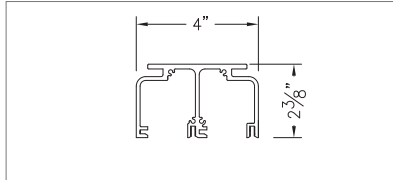
2x9 4-Compartment Horizontal Mounting




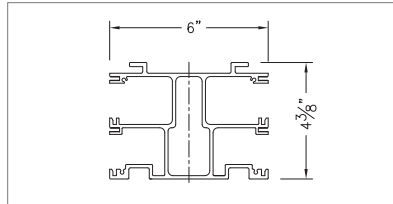
2x4 2-Compartment Continuous Vertical Mounting




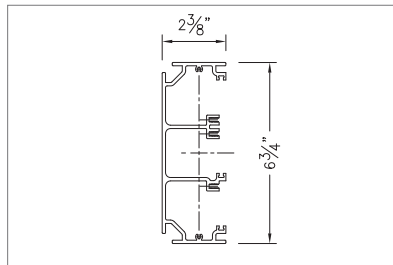
2x4 2-Compartment Horizontal Mounting



4x6 5-Compartment Continuous Wire Way



2x6 3-Compartment Universal Mounting



**FEATURES**

**HOUSING**  
 .125 thick aluminum extrusions factory fabrication available for custom joined angle sections and compartment configurations

**CONTINUOUS RUNS**  
 Joiner plates are available for straight runs custom fabricated corners are available for patterns

**MOUNTING**  
 Surface or pendant mounting ensure integral mounting 4"x6" fits on top of Series 99 housing extrusion

**WIRE MANAGEMENT**  
 Spring forms supplied with extrusion to fit internal ways to retain wires

**COVERS**  
 .125 thick aluminum extrusions with closed cell foam gasketing and tamper proof hardware

**TRANSITIONS**  
 custom transitions available upon request

**FINISH**  
 powder coated RAL color options available

**CERTIFICATIONS**  
 UL Listed, IBEW (local 3) Union-Made in the USA