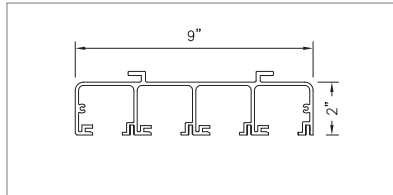

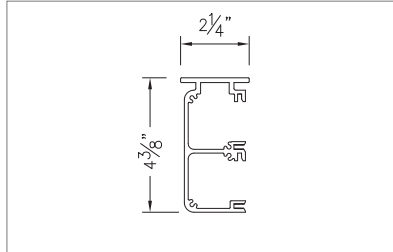


Available in various compartment configurations, the Wireway Series can be fabricated in lengths up to 20 feet with custom factory fabricated pattern couplers to suit field conditions


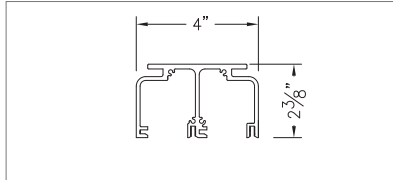
2x9 4-Compartment Horizontal Mounting




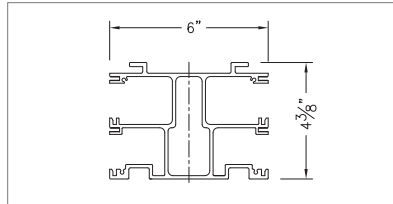
2x4 2-Compartment Continuous Vertical Mounting




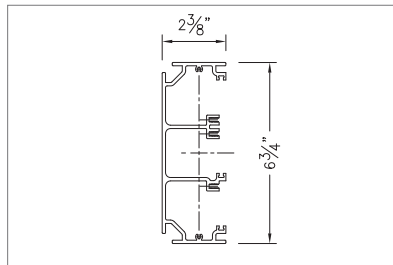
2x4 2-Compartment Horizontal Mounting



4x6 5-Compartment Continuous Wire Way



2x6 3-Compartment Universal Mounting



FEATURES

HOUSING

.125 thick aluminum extrusions factory fabrication available for custom joined angle sections and compartment configurations

CONTINUOUS RUNS

Joiner plates are available for straight runs custom fabricated corners are available for patterns

MOUNTING

Surface or pendant mounting ensure integral mounting 4"x6" fits on top of Series 99 housing extrusion

WIRE MANAGEMENT

Spring forms supplied with extrusion to fit internal ways to retain wires

COVERS

.125 thick aluminum extrusions with closed cell foam gasketing and tamper proof hardware

TRANSITIONS

custom transitions available upon request

FINISH

powder coated RAL color options available

CERTIFICATIONS

UL Listed, IBEW (local 3) Union-Made in the USA